












## JMI Carrying Case Comparison Chart

Part Number & Equipment-Specific Design	Type of Equip.	Picture* of Inside of Case	Picture* of Outside of Case	Notes	This Case Also Can Be Used For... †
<p>CASECPC8</p> <p>Celestron CPC 800 GPS CPC Deluxe 800 HD NexStar 8 GPS</p>	<p>SCT 8" Dual Fork</p>			<p>Both the finder scope and hand unit must be removed from the telescope and inserted into protective pouches (included).</p> <p>NOTE: An adapter bracket is available for the NexStar 8 GPS. It gives instant accurate repositioning when attaching the finder scope.</p> <p>NOTE: A special (CASECPC8 Only) Large-Wheel Upgrade is available.</p>	
<p>CASECPC11</p> <p>Celestron CPC 925 GPS CPC Deluxe 925 HD CPC 1100 GPS CPC Deluxe 1100 HD NexStar 9¼ GPS NexStar 11 GPS</p>	<p>SCT 9¼" SCT 11" Fork</p>	 <p>(Shown with CPC 1100 GPS)</p>		<p>Both the finder scope and hand unit must be removed from the telescope and inserted into protective pouches (included).</p>	
<p>CASENEX6</p> <p>Celestron NexStar 5 SE NexStar 6 SE</p>	<p>SCT 5" SCT 6" Single Fork</p>	 <p>(Shown with NexStar 6 SE)</p>		<p>This case comes WITHOUT foam and requires that you use the ORIGINAL PACKAGING foam.</p>	
<p>CASEEVO8</p> <p>Celestron NexStar Evolution 8</p>	<p>SCT 8" Single Fork</p>	 <p>(Shown with NexStar Evolution 8)</p>			
<p>CASECGEMH</p> <p>Celestron CGEM 800 HD CGEM 925 HD CGEM 1100 HD Computerized Equatorial Head</p>	<p>Equatorial Head</p>				

<p>CASERB66</p> <p>JMI RB-66</p>	<p>Reverse Binocular Telescope</p>				
<p>CASELS8</p> <p>Meade ETX LS 6" ETX LS 8" LS-6 LS-8 LT-6 LT-8</p>	<p>ACF/SC 6" ACF/SC 8" Single Fork</p>			<p>The finder scope must be removed from the telescope and inserted into a vinyl protective pouch (included).</p> <p>NOTE: An adapter bracket is included that gives instant accurate repositioning when attaching the finder scope.</p>	
<p>CASELX10</p> <p>Meade LX50 10" LX90 10" LX90-ACF 10" LX90GPS 10" LX100 10" LX200 10" LX200 ACF 10" LX200GPS 10" LX200R 10"</p>	<p>SCT 10" Fork</p>			<p>Both the finder scope and the microfocuser (GPS version) will need to be removed from the telescope and placed in foam compartments. Special vinyl covers are provided for the finder scope and rear cell opening.</p>	<p>Meade 2120, 10" LX2 through LX10, Ultima 9-1/4" and LX50</p> <p>The optical tube of Celestron and Meade 10" German Equatorial SCT telescopes</p>
<p>CASELX12R10</p> <p>Meade LX90-ACF 12" LX90GPS 12" LX200 12" LX200-ACF 12" LX200GPS 12" LX200R 12" LX400-ACF 10" RCX400 10"</p>	<p>SCT 10" SCT 12" Fork</p>	 <p>(Shown with RXC400 10")</p>		<p>The top of the case is not hinged. It is removed completely to insert or remove the telescope. The finder scope must be removed and placed in a protective vinyl cover.</p>	
<p>CASEGEN20</p> <p>Celestron C8-S C8-SGT CGE 800 G-8 Great Polaris C8 NexStar 4 NexStar 4GT NexStar 4i NexStar 4SE NexStar 5 NexStar 5i NexStar 5 SE NexStar 6 SE Super Polaris C8 Meade ETX-90 ETX-90EC ETX-90PE ETX-105EC ETX-105PE ETX-125EC ETX-125PE GEM 2080 LXD55 SC-8 LXD75 SC-8 Other 8" SCT OTA and more...</p>	<p>Generic (Up to 20" Length)</p>			<p>This case comes with flat and block foam pieces (and glue) for configuring to your equipment.</p> <p>The inside dimensions are 20" length x 11-1/8" width x 9-1/8" depth.</p>	<p>Check the dimensions of your equipment to see if it will fit the inside dimensions of the case (20" x 11-1/8" x 9-1/8").</p> <p>Extra foam pieces are included to configure the inside for your particular equipment dimensions.</p>

<p>CASEX8</p> <p>Celestron (single fork arm versions only) NexStar 8 NexStar 8i NexStar 8 SE NexStar 8i SE Meade LX50 8" LX90 8" LX90-ACF 8" LX90GPS 8" LX100 8" LX200 8" LX200-ACF 8" LX200GPS 8" LX200R 8"</p>	<p>SCT 8" Fork</p>			<p>The foam is configured at the factory for several scopes. To convert the foam to fit another telescope, simply remove the extra pre-cut foam pieces as explained in the instructions. The telescope finder must be removed and inserted into a foam compartment (as shown).</p>	<p>Celestron C8, C8+, Celestar 8 Deluxe, Powerstar 8 and Fastar 8</p> <p>Meade 2080, 8" LX2 through LX10 and Ultima 8</p> <p>The optical tube of Celestron and Meade 8" German Equatorial SCT or Newtonian telescopes (26" length maximum)</p>
<p>CASEOTA11</p> <p>Celestron CG-11 CGE 1100 CM-1100 EdgeHD 11 OTA Meade LX850 10" OTA</p>	<p>SCT 11" OTA</p>				
<p>CASEOTA14</p> <p>Celestron C-14 OTA CG-14 CGE 1400 CGE PRO 1400 HD CGEM DX 1400 FASTAR CGEM DX 1400 HD CM-1400 EdgeHD 14 OTA</p>	<p>SCT 14" OTA</p>				
<p>CASEREFR</p> <p>Celestron C6-R C6-RGT CR-150 Meade 127ED LXD55 AR-5 LXD55 AR-6 LXD75 AR-5 LXD75 AR-6 Synta Sky-Watcher 150</p>	<p>5" to 6" Refractor</p>	 <p>(Shown with LX D55 AR-6)</p>		<p>Holds most 5" and 6" Celestron and Meade refractors. For the Celestron scopes the diagonal must be detached and inserted in a specially designed space in the case. The Meade diagonal may be left on.</p>	<p>Orion 120</p> <p>See complete inside dimensions with the product description on the Carrying Case Page.</p>
<p>CASECG5EH</p> <p>Celestron CG-5 Equatorial Head Meade LXD55/75 Equatorial Head</p>	<p>Equatorial Head</p>			<p>Brackets hold the Equatorial Head assembly securely in place.</p>	<p>(The Meade LXD55/75 includes the AR-5, AR-6, SC-8, SN-6, SN-8 and SN-10.)</p>

<p>CASEGCW2</p> <p>Celestron CGEM Computerized Mount Counter- weights</p>	<p>German Equatorial Mount Counter- weights</p>		<p>For DX mounts, see below.</p>	<p>This Counterweight Caddy may fit other counterweights (see specs).</p>
<p>CASEGCW3</p> <p>Celestron CGEM DX Mount Counter- weights</p>	<p>German Equatorial Mount Counter- weights</p>			<p>This Counterweight Caddy may fit other counterweights (see specs).</p>
<p>CASEGCW</p> <p>Celestron Meade Orion German Equatorial Mount Counter- weights</p>	<p>German Equatorial Mount Counter- weights</p>			<p>This Counterweight Caddy should work for most German Equatorial counterweights.</p>
<p>CASELWUPG</p> <p>JMI Carrying Cases (Large-Wheel Upgrade)</p>	<p>All-Terrain Wheel Upgrade</p>		<p>Add large 10" all-terrain pneumatic wheels to your telescope carrying case to improve travel over rough surfaces.</p>	<p>Only specific models can be upgraded with the large wheels (see list with product description).</p>
<p>CASELHUPG</p> <p>JMI Carrying Cases (Retractable- Handle Upgrade)</p>	<p>Luggage- Style Sliding- Handle Upgrade</p>		<p>Add luggage-style retractable handle to your telescope carrying case for improved maneuverability.</p>	<p>All JMI Cases that include wheels except CASELX12R10 and CASELX14R12 (due to the size and weight of the telescope).</p>
<p>CASELHWUPG</p> <p>JMI Carrying Cases (Retractable- Handle and Wheels Upgrade)</p>	<p>Luggage- style Sliding- Handle Upgrade</p>		<p>Add luggage-style retractable handle to your telescope carrying case for improved maneuverability.</p>	<p>All JMI Cases that include wheels except CASELX12R10 and CASELX14R12 (due to the size and weight of the telescope).</p>
<p>CASERHUPG</p> <p>JMI Carrying Cases (Retractable- Handle Upgrade)</p>	<p>Wheel- barrow- Style Folding- Handle Upgrade</p>	 <p>(One Handlebar Shown Retracted)</p>	<p>Add wheelbarrow-style folding handles to your telescope carrying case for improved maneuverability.</p>	<p>Only specific models can be upgraded with the folding handles (see list with product description).</p>

**JMI Carrying Case Comparison Chart**

† **JMI** carrying cases are manufactured with exact-fit die-cut foam or brackets to hold specific telescopes as securely as possible. They can, however, be used for telescopes other than those for which they were designed. This information is provided to help you make a decision about purchasing a case for other telescopes. For more specific information, see the note under the complete description for each case on the Carrying Case Page.